

PyMTL/Pydgin Tutorial Schedule

8:30am – 8:50am Virtual Machine Installation and Setup

8:50am – 9:00am *Presentation:* PyMTL/Pydgin Tutorial Overview

9:00am – 9:10am *Presentation:* Introduction to Pydgin

9:10am – 10:00am *Hands-On:* Adding a GCD Instruction using Pydgin

10:00am – 10:10am *Presentation:* Introduction to PyMTL

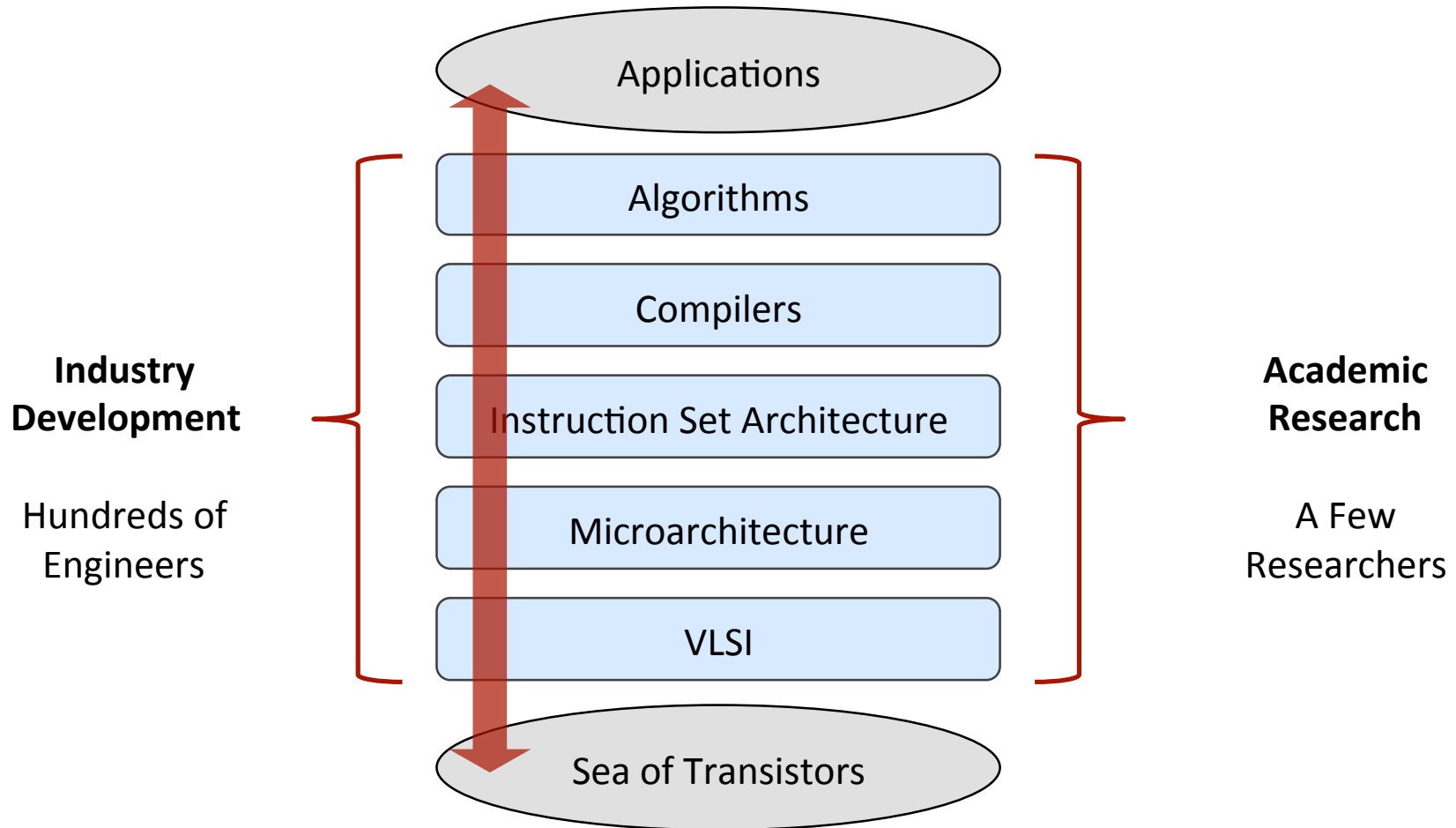
10:10am – 11:00am *Hands-On:* PyMTL Basics with Max/RegIncr

11:00am – 11:30am Coffee Break

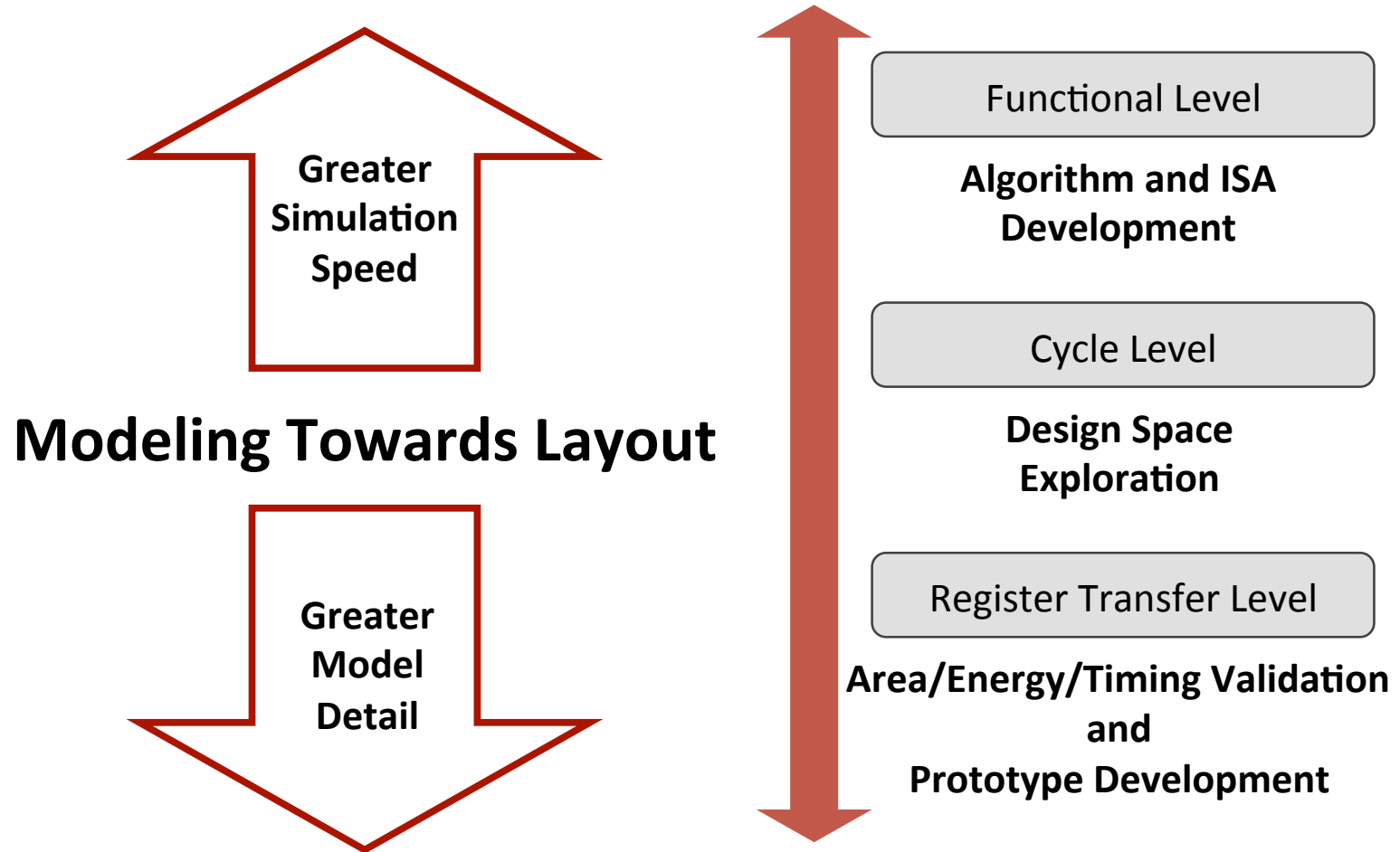
11:30am – 11:40am *Presentation:* Multi-Level Modeling with PyMTL

11:40am – 12:30pm *Hands-On:* FL, CL, RTL Modeling of a GCD Unit

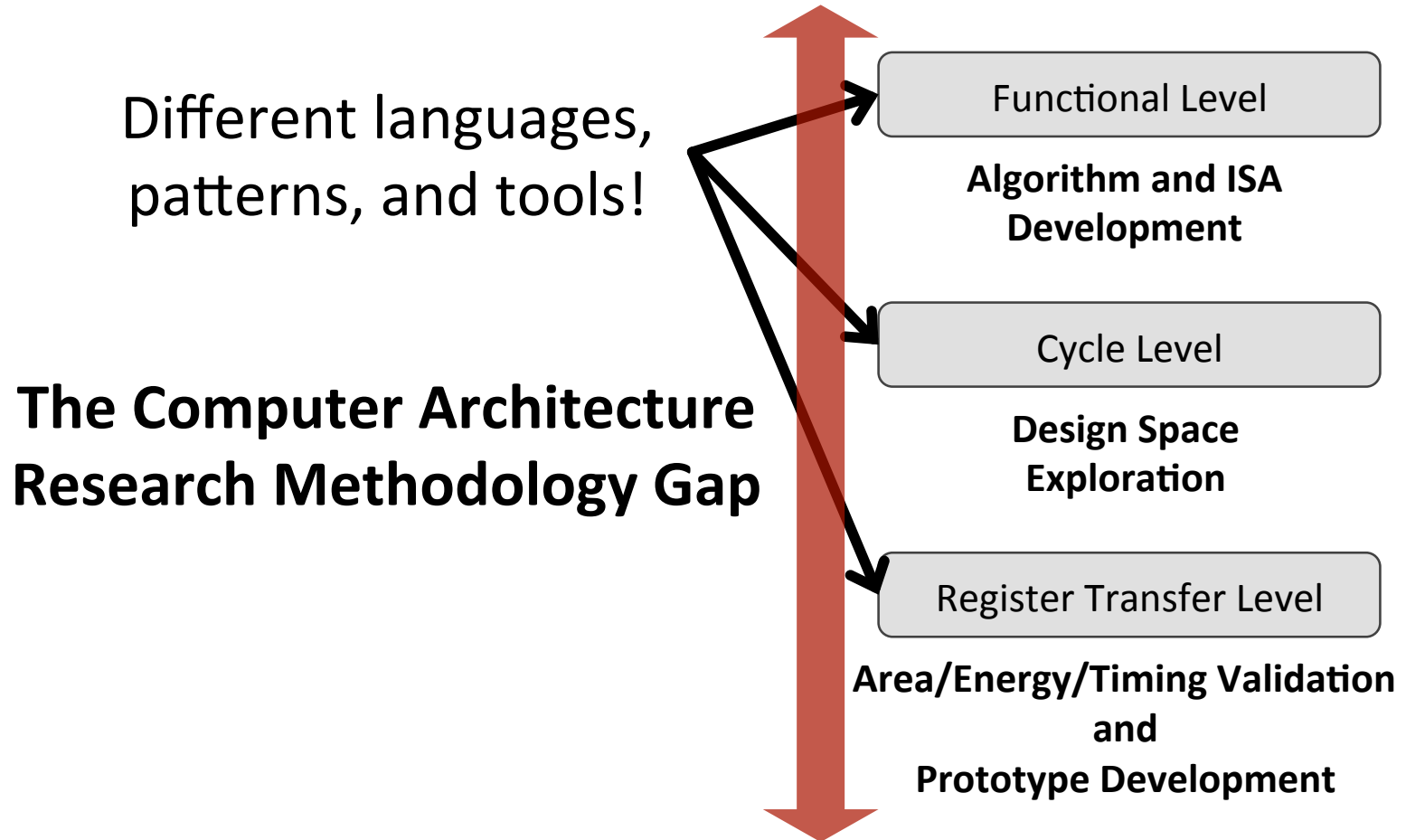
Computer Architecture Research Abstractions



Computer Architecture Research Methodologies



Computer Architecture Research Toolflows

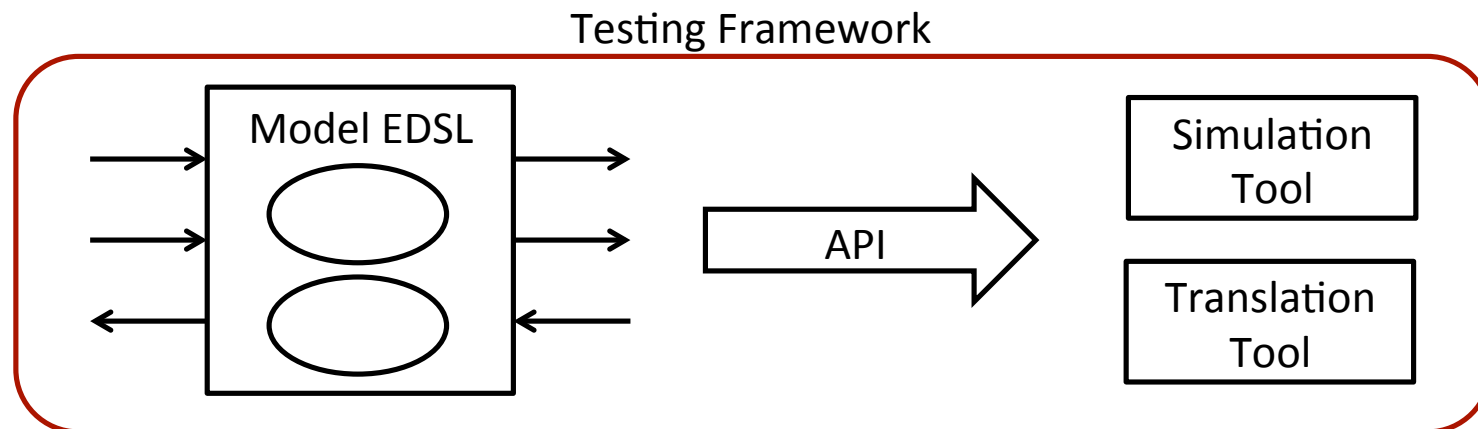


Great Ideas From Prior Frameworks

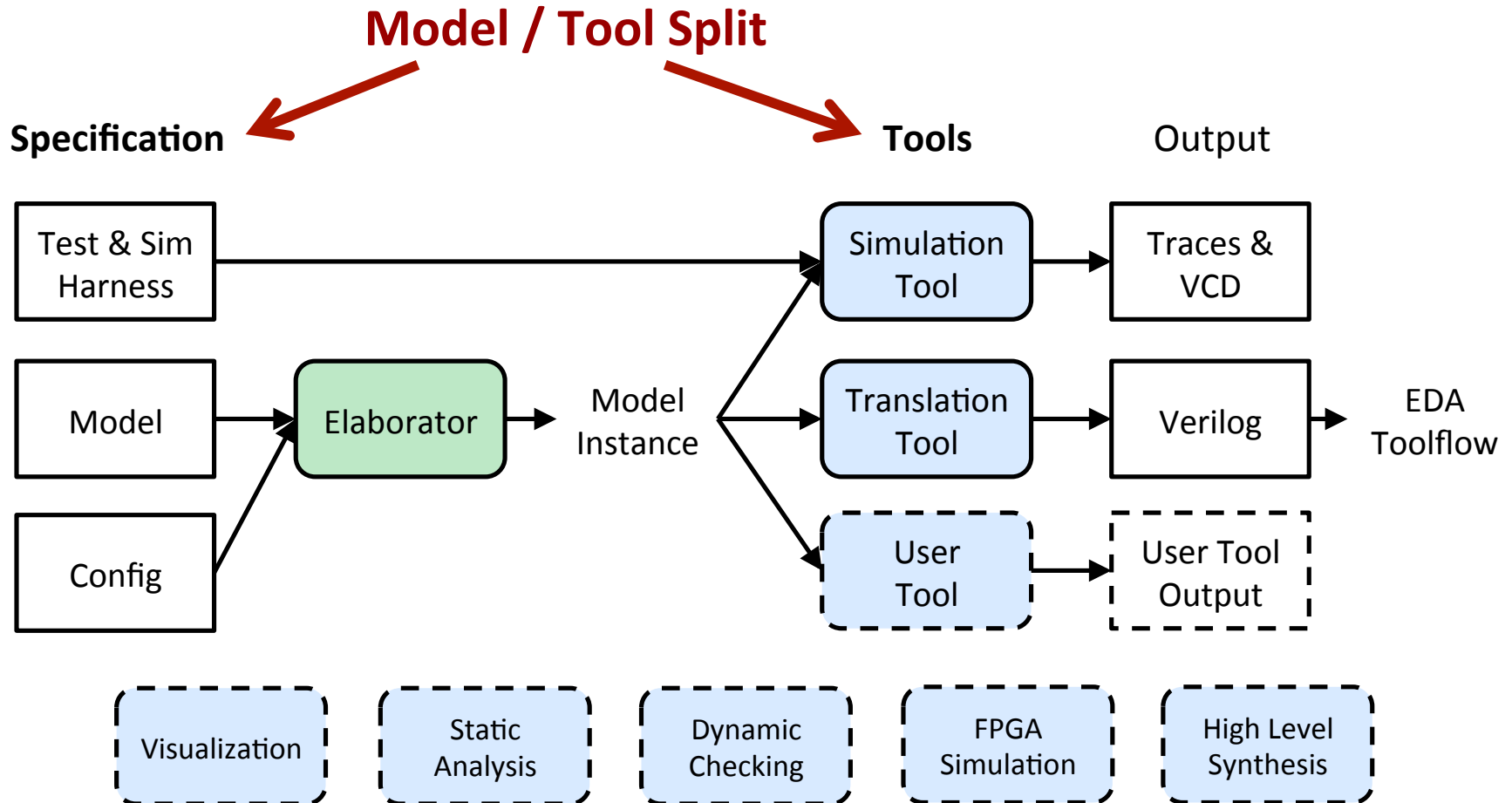
- **Concurrent-Structural Modeling**
(Liberty, Cascade, SystemC) Consistent interfaces across abstractions
- **Unified Modeling Languages**
(SystemC) Unified design environment for FL, CL, RTL
- **Hardware Generation Languages**
(Chisel, Genesis2, BlueSpec, MyHDL) Productive RTL design space exploration
- **HDL-Integrated Simulation Frameworks**
(Cascade) Productive RTL validation and cosimulation
- **Latency-Insensitive Interfaces**
(Liberty, BlueSpec) Component and test bench reuse

What is PyMTL?

- A Python EDSL for concurrent-structural hardware modeling
- A Python API for analyzing models described in the PyMTL EDSL
- A Python tool for simulating PyMTL FL, CL, and RTL models
- A Python tool for translating PyMTL RTL models into Verilog
- A Python testing framework for model validation



The PyMTL Framework



PyMTL 101: Traditional Model in Python

```
def max_unit( input_list ):  
    return max( input_list )
```

[3, 1, 2, 0] ----> f(x) ----> 3

PyMTL 101: Model in PyMTL Embedded DSL

```
def max_unit( input_list ):  
    return max( input_list )
```

[3, 1, 2, 0] ----> $f(x)$ ----> 3

```
class MaxUnitFL( Model ):  
    def __init__( s, nbits, nports ):  
  
        s.in_ = InPort[nports]( nbits )  
        s.out = OutPort( nbits )  
  
    @s.tick_fl  
    def logic():  
        s.out.next = max( s.in_ )
```

